

## Requirement 2.6

### Continuous Operation

The institution is in operation and has students enrolled in degree programs.

### Judgment

Compliant  Partial Compliance  Non-Compliant  Not Applicable

### Narrative

Haywood Community College (HCC) is in compliance with Core Requirement 2.6.

### Operational History

HCC has maintained continuous operation since its August 1, 1965, chartering ([HCC Charter 8.1.65](#)). The College has continuously enrolled students in associate degree, diploma, certificate, and workforce development programs. A full college history is provided in Core Requirement 2.1.












### Current Operations

The College currently offers 40 associate degree, 23 diploma, 34 certificate, and one alliance program ([List of Program Offerings, 07-08 HCC Catalog/Handbook, p. 106](#)) ([Schedule of Courses Spring 2008](#)) in addition to its numerous workforce development programs ([HCC 07-08 Catalog/Handbook pp. 102-105](#)) ([Winter 2008 Workforce Development Tabloid](#)). During the 2006-2007 academic year, HCC had 3,015 unduplicated students enrolled in curriculum programs ([Curriculum Annual Unduplicated Headcount Chart by Major 1997-2007](#)). Enrollment data is available from the HCC online e-Facts Book located on the HCC Institutional Effectiveness Web page ([HCC IE Web site](#)).

HCC's Office of Enrollment Management (EM) and its Office of Research and Institutional Effectiveness (RIE) gather, validate, and disseminate enrollment data each term. At the conclusion of each academic year, RIE gathers, publishes, and distributes "Quick Facts" data sheets ([2006 2007 Quick Facts](#)) to all College stakeholders, including college administrators and members of its Board of Trustees. These data sheets contain college enrollment and demographic data relevant to most viewers and are disseminated via hardcopy publications (e.g. marketing materials) and the campus Web site ([2006 2007 Quick Facts](#)). Additionally, RIE gathers and distributes to administrators, planners, and employees annual/historical curriculum enrollment data by major, semester enrollment, and college wide enrollment totals since 1965, and demonstrated in the following documentation:

- [Curriculum Annual Unduplicated Headcount Chart by Major 1997-2007](#)
- [Fall 2007 Enrollment Chart](#)
- [Spring 2008 Enrollment Chart](#)
- [College-Wide Enrollment Chart 1965-2007](#)

### Supporting Documents

-  [2006\\_2007\\_Quick\\_Facts](#)
-  [8165charter](#)
-  [RIE\\_Website](#)
-  [ENROLLMENT\\_UNDUP\\_YEARLY\\_1997-2007](#)
-  [FALL\\_2004-2007\\_ENROLLMENT](#)
-  [HCC\\_0708\\_Catalog\\_\(page\\_107\)](#)
-  [HCC\\_0708\\_Catalog\\_\(page\\_111\)](#)
-  [HCC\\_View\\_Book\\_2005](#)
-  [SCHEDULE\\_Con\\_Ed\\_Winter\\_08](#)
-  [Schedule\\_Tabloid\\_Spring\\_08](#)
-  [SPRING\\_2004-2008\\_ENROLLMENT\\_10%\\_POINT](#)